



# Acupuncture For Functional Neurology

Patient Centered Integrative Health Care



## ABOUT US

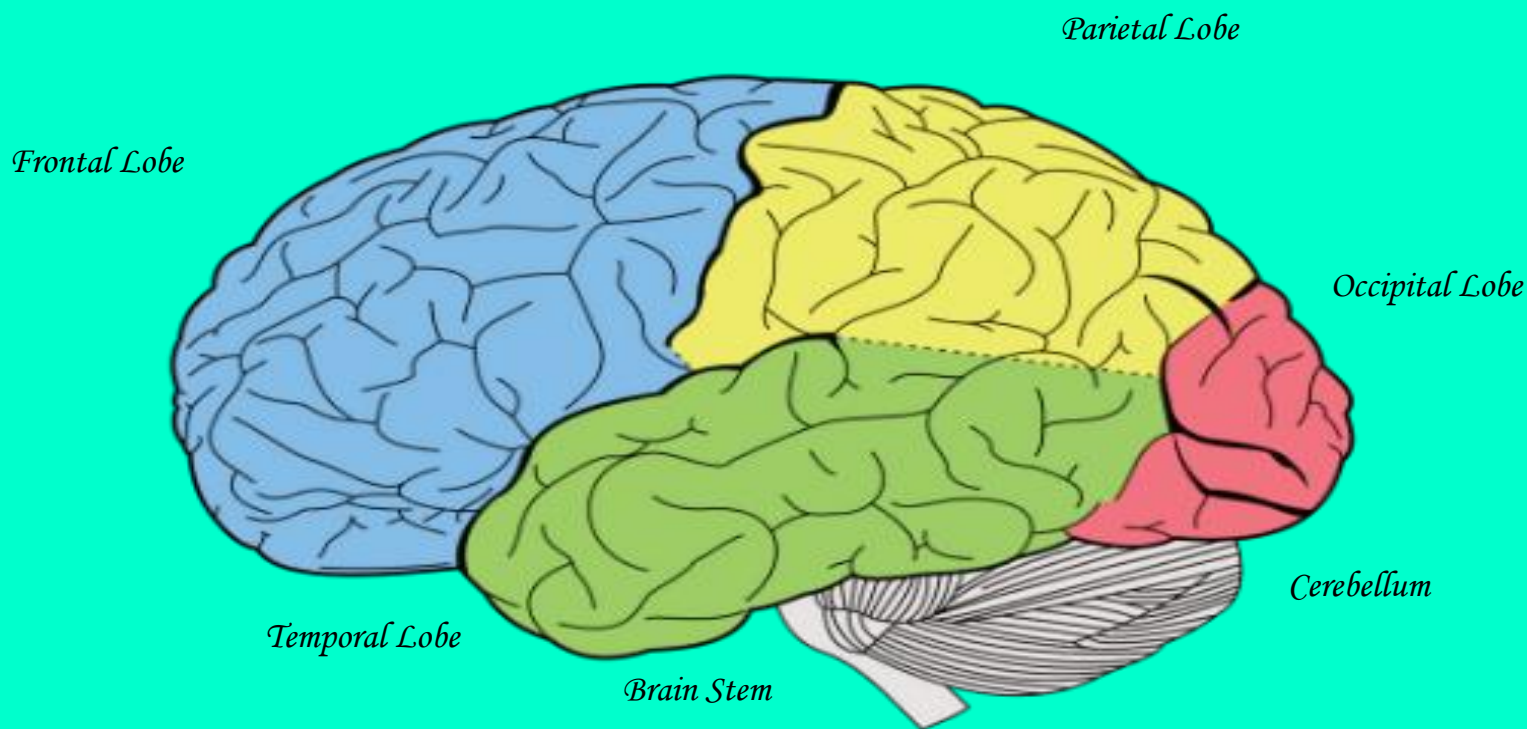
We provide acupuncture services for functional neurological issues. With a focus on stimulating the nervous system to engage the body's natural self healing process and speed recovery to improve quality of life after sports related traumatic head injuries or neurodegenerative issues.

## OUR FOCUS

Improve Cognitive Function, Memory and Sensory Issues, Tremors, Enhance Mobility, Increase Range of Motion, Pain, Endocrine Issues, Emotional Stability, and Insomnia.


Additional Services Provided Functional Neurological Testing, Cupping, Gua Sha, Tuina/Asian Bodywork.

# Company Logo



## *Introduction to Acupuncture Treatments in Conjunction with Functional Neurology Exams*

RESEARCH HAS SUCCESSFULLY SHOWN INTEGRATIVE HEALTH CARE INCLUDING ACUPUNCTURE AFTER SPORTS RELATED BRAIN INJURIES OR TBI INCREASES PATIENT OUTCOMES DURING REHABILITATION. FOCUSED ACUPUNCTURE POINT SELECTION AND SCALP ACUPUNCTURE LINES STIMULATE THE NERVOUS SYSTEM AND INCREASE BLOOD FLOW TO TARGETED LOBES OF THE BRAIN. THESE TREATMENTS HELP TO REGULATE AND PROMOTE SELF-HEALING TO NEURONS AND REGULATE NEUROTRANSMITTERS SUCH AS DOPAMINE AND ACETYLCHOLINE. THESE NEUROTRANSMITTERS ARE INVOLVED IN PROMOTING THE NORMAL PHYSIOLOGICAL PROCESSES INVOLVED IN MOVEMENT. FUNCTIONAL NEUROLOGY EXAMS FACILITATE ACCESS TO TARGETED POINT SELECTION, TO BE USED, IN CONJUNCTION WITH TRADITIONAL CHINESE MEDICINE TREATMENT PRINCIPLES.



# Frontal Lobe Testing

Contralateral



*Saccades -eye movement*



*Finger Tapping*



*Luria Sequencing Testing-Rock, Edge, Hand Slap*

*Acu points GB 15, ST 8,  
DU20, 24*

# Parietal Lobe Testing

Contralateral



*Toe Identification*

*Acu points Sensory, Motor Scalp Lines*

# Temporal Lobe Testing

*Memory-repeat numbers backwards*

271      *Acu points ST 8, SJ 20, 21, 22,1*  
5937      *GB Channel*  
94043  
637419




*Gait Testing Dual Tasking  
with ABC's*

*Indicative of Frontal  
Lobe or Cerebellar Issues*



# Cerebellum Lobe Testing

*Ipsilateral*



*Rapid Alternative Hand Movement*



*Nose to Finger*

*Acu Points P6, BL 9-10 Thread*

*Wolf, Jacob, et al. (2015) Restoration of Function with Acupuncture Following Severe Traumatic Brain Injury: Case Report. Global Advances in Health and Medicine.*

*Hubbard, Jack, et al. (2017) A whole lot of shak'in' going on: Movement disorder caused brain trauma. Engagedscholarship.csuohio.edu*

*Moll, Amy (2018) Functional Neurology. Aoma*

*Dharmananda, Subhuti, et al. (2000) Synopsis of Scalp Acupuncture, Institute for Traditional Medicine*

© 2019 Rachel Kaiser L.Ac. May be used for academic educational purposes. Other use by permission only.